

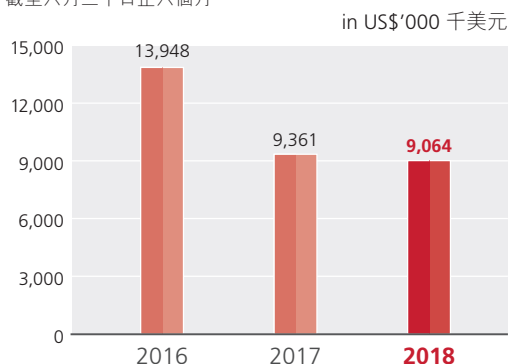
# Financial Highlights

## 財務摘要

|  |             | Unaudited six months ended 30 June<br>未經審核<br>截至六月三十日止六個月 |                                  |              |
|--|-------------|---|----------------------------------|--------------|
|  |             | 2018<br>二零一八年<br>US\$'000<br>千美元                          | 2017<br>二零一七年<br>US\$'000<br>千美元 | Change<br>變動 |
| Revenue                                      | 收益          | 167,803   | 156,648                          | 7.1%         |
| Gross profit                                 | 毛利          | 33,356  | 33,818                           | (1.4)%       |
| Profit for the period                        | 期內溢利        | 9,086   | 9,281                            | (2.1)%       |
| Profit attributable to owners of the Company | 本公司擁有人應佔溢利  | 9,064   | 9,361                            | (3.2)%       |
| Basic earnings per share                     | 每股基本盈利      | 0.60 US cents 美仙  | 0.61 US cents 美仙                 |              |
| Diluted earnings per share                   | 每股攤薄盈利      | 0.60 US cents 美仙  | 0.61 US cents 美仙                 |              |
| Interim dividend proposed per share          | 擬派每股中期股息    | 0.298 US cents 美仙   | 0.307 US cents 美仙                |              |
| Total dividends paid and proposed per share  | 已付及擬派每股股息總額 | 0.298 US cents 美仙   | 0.307 US cents 美仙                |              |

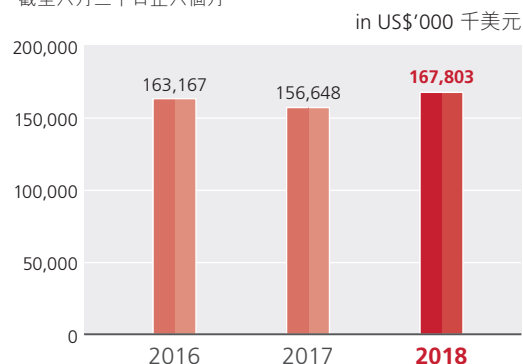
### PROFIT ATTRIBUTABLE TO OWNERS OF THE COMPANY 本公司擁有人應佔溢利

Six months ended 30 June  
截至六月三十日止六個月



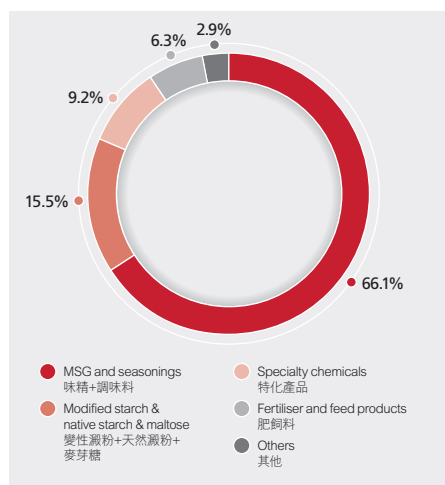
### REVENUE 收益

Six months ended 30 June  
截至六月三十日止六個月



### REVENUE BY PRODUCTS 按產品分類之收益

Six months ended 30 June 2018  
截至二零一八年六月三十日止六個月



### REVENUE BY GEOGRAPHIC LOCATION 按地區分類之收益

Six months ended 30 June 2018  
截至二零一八年六月三十日止六個月

